

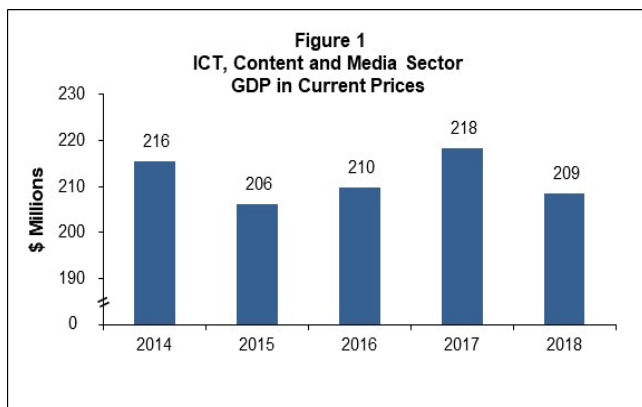


Information and Communication Technology Profile

For the year ended 2018

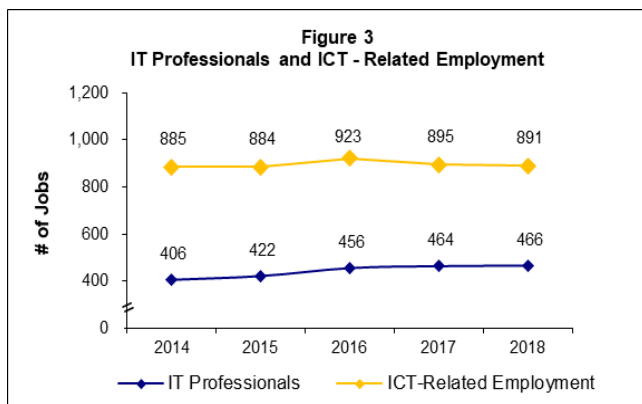
ICT, Content and Media Sector Gross Domestic Product

- The Information and Communication Technology (ICT), Content and Media Sector contributed \$209 million (or 2.9 per cent) to the Gross Domestic Product (GDP) in current prices in 2018.
- ICT, Content and Media Sector GDP decreased 4.1 per cent from 2017 largely driven by less retail sales of ICT equipment and lower telecommunications services (**Figure 1**).



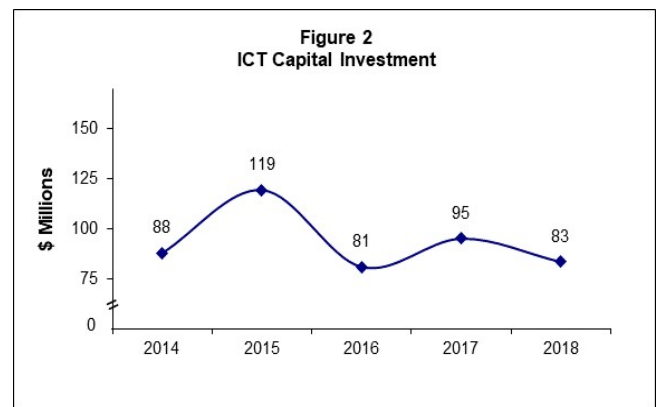
IT Professionals and ICT-Related Employment

- In 2018, employment of IT professionals increased slightly to 466 jobs and accounted for 1.4 per cent of total filled jobs (**Figure 3**).
- ICT-related employment decreased to 891 jobs and accounted for 2.6 per cent of total filled jobs in 2018 (**Figure 3**).



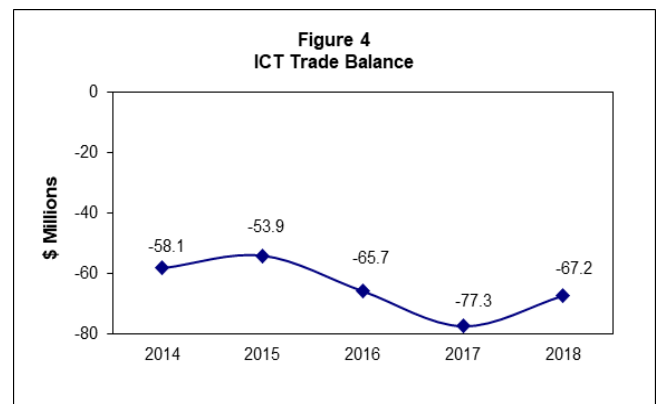
Capital Investment in ICT

- In 2018, capital investment in ICT decreased 12.6 per cent due mostly to decreases in purchases of telephone, telegraph and information technology (IT) equipment (**Figure 2**).
- Lower investment occurred primarily in the telecommunications industry which recorded a 28.5 per cent decline in capital expenditure on ICT.



Trade in ICT and Content Goods and Services

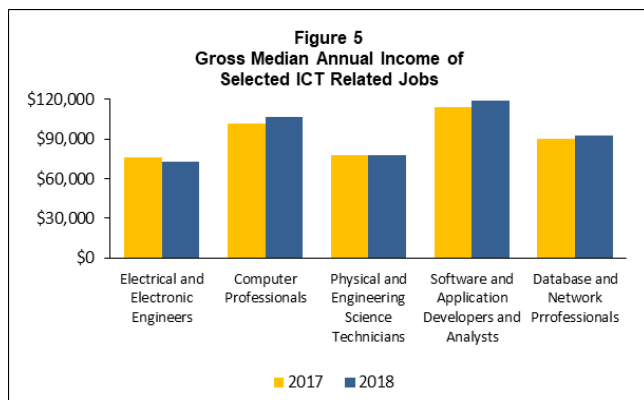
- Bermuda's ICT trade deficit narrowed by 13.1 per cent to \$67.2 million in 2018 (**Figure 4**).
- The value of imported ICT goods decreased by \$9.9 million in 2018 due mostly to lower imports of telecommunications, computers and related equipment.



Note: This profile was generated using data from the annual Employment Surveys and a sample of 1,500 businesses with a response rate of 88.8 per cent in 2018. The results show the core indicators on the use of ICT by businesses. Comparisons are year-over-year between 2017 and 2018.

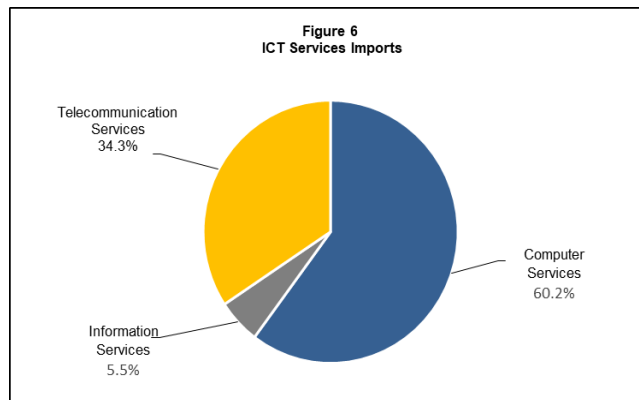
Gross Median Annual Income for ICT-Related Jobs

- The gross median annual income of computer professionals experienced the largest percentage increase year-over-year of 4.4 per cent to \$83,703. Software and application developers and analysts earned the highest median income of \$119,000 in 2018 (Figure 5).



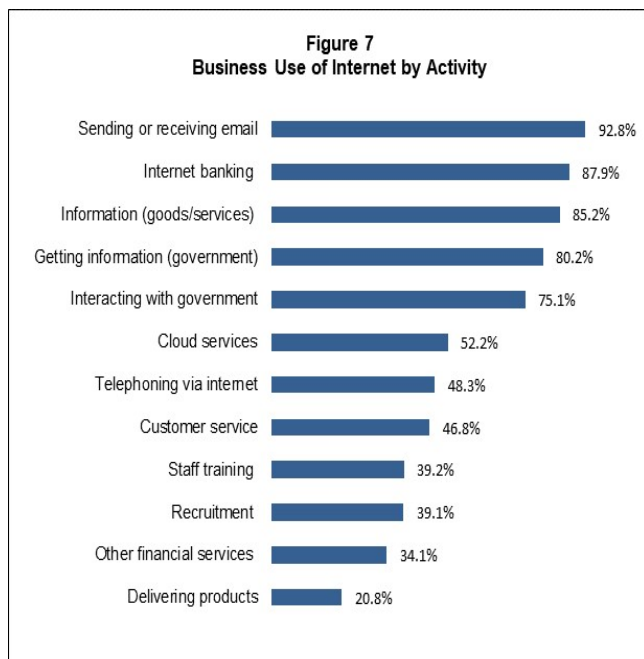
Composition of Trade in ICT Services Imports

- The value of imports of computer services accounted for 60.2 per cent of all imported ICT services, down 10.1 percentage points from 2017. Telecommunications services accounted for 34.3 per cent and information services 5.5 per cent of total ICT services imports (Figure 6).



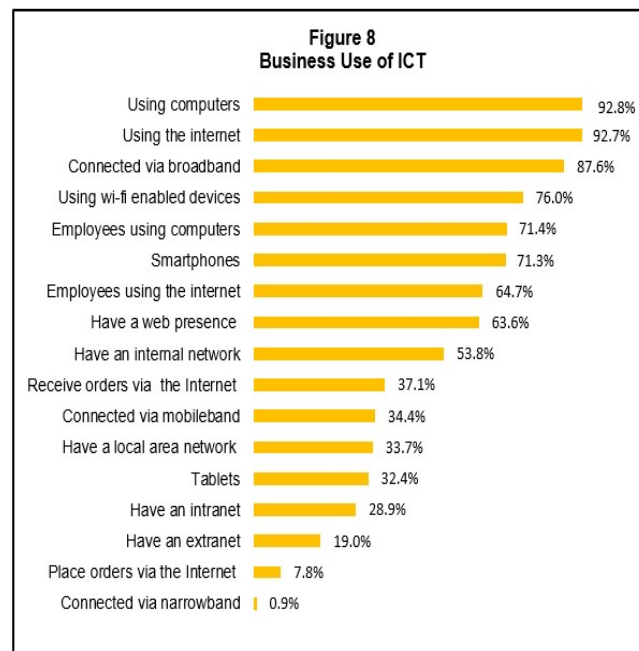
Business Use of Internet by Activity

- The leading uses of the internet by businesses were sending or receiving e-mails (92.8 per cent), internet banking (87.9 per cent), and obtaining information about goods and services (85.2 per cent). Cloud services were used by 52.2 per cent of businesses, increasing 3.6 percentage points from the year 2017 (Figure 7).



Business Use of ICT

- In 2018, 92.8 per cent of businesses surveyed used computers for business operations, decreasing 0.7 percentage points from the year 2017. Wi-Fi enabled devices were used by 76.0 per cent of businesses in their daily operations, up 0.3 percentage points from 2017. Smartphones were the most commonly used Wi-Fi enabled device at 71.3 per cent, an increase of 1.6 percentage points (Figure 8).



ICT, Content and Media Sector
International Standard Industrial Classification (ISIC) Rev. 4 Definition

ICT Manufacturing Industries

- 2610 Manufacture of electronic components and boards
- 2620 Manufacture of computers and peripheral equipment
- 2630 Manufacture of communication equipment
- 2640 Manufacture of consumer electronics
- 2680 Manufacture of magnetic and optical media

ICT Trade Industries

- 4651 Wholesale of computers computer peripheral equipment and software
- 4652 Wholesale of electronic and telecommunications equipment and parts

ICT Service Industries

- 5820 Software publishing
- 61 Telecommunications**
- 6110 Wired telecommunications activities
- 6120 Wireless telecommunications activities
- 6130 Satellite telecommunications activities
- 6190 Other telecommunications activities
- 62 Computer programming consultancy and related activities**
- 6201 Computer programming activities
- 6202 Computer consultancy and computer facilities management activities
- 6209 Other information technology and computer service activities
- 631 Data processing hosting and related activities; web portals**
- 6311 Data processing hosting and related activities
- 6312 Web portals
- 951 Repair of computers and communication equipment**
- 9511 Repair of computers and peripheral equipment
- 9512 Repair of communication equipment

Content and Media Sector

- 581 Publishing of books periodicals and other publishing activities**
- 5811 Book publishing
- 5812 Publishing of directories and mailing lists
- 5813 Publishing of newspapers journals and periodicals
- 5819 Other publishing activities
- 591 Motion picture video and television programme activities**
- 5911 Motion picture video and television programme production activities
- 5912 Motion picture video and television programme post-production activities
- 5913 Motion picture video and television programme distribution activities
- 5914 Motion picture projection activities
- 592 Sound recording and music publishing activities**
- 60 Programming and broadcasting activities**
- 6010 Radio broadcasting
- 6020 Television programming and broadcasting activities
- 639 Other information service activities**
- 6391 News agency activities
- 6399 Other information service activities not elsewhere classified

Government of Bermuda
November 2019

Department of Statistics
Cedar Park Centre,
48 Cedar Avenue, Hamilton HM 11, Bermuda

P.O. Box HM 3015
Hamilton HM MX, Bermuda

Tel: (441) 297-7761, Fax: (441) 295-8390
E-mail: statistics@gov.bm

Webpage: www.gov.bm/department/statistics